

# The 9<sup>th</sup> Annual Asia Pacific Mercury Monitoring Network Partners Meeting

## **New site APMN01, Mongolia**

08 September 2020

S.ENKHAMAA, NATIONAL AGENCY FOR  
METEOROLOGY AND ENVIRONMENTAL MONITORING, MONGOLIA

# The official receiving of sampler

/04 June 2020/




-Ministry of Nature and Tourism  
-National Agency for Meteorology  
and Environment Monitoring  
-Taipei Trade and Economic  
Representative office in  
Ulaanbaatar



# Location: APMN01

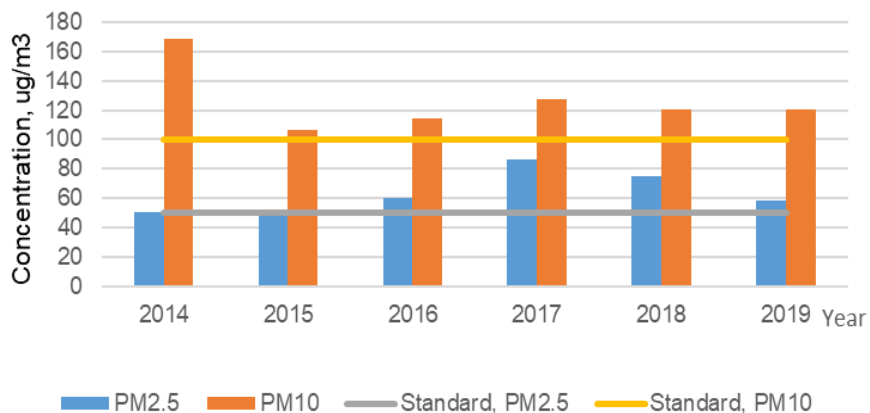


# Sampling activities

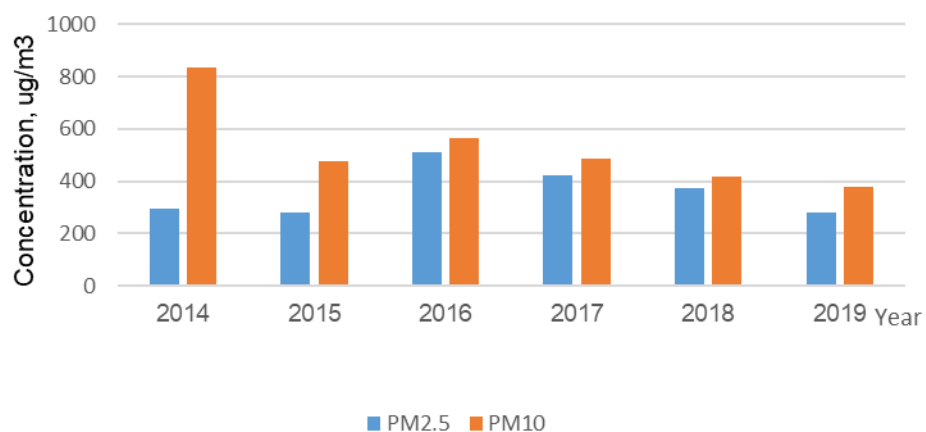


# Concentration of PM2.5 and PM10 in Ulaanbaatar

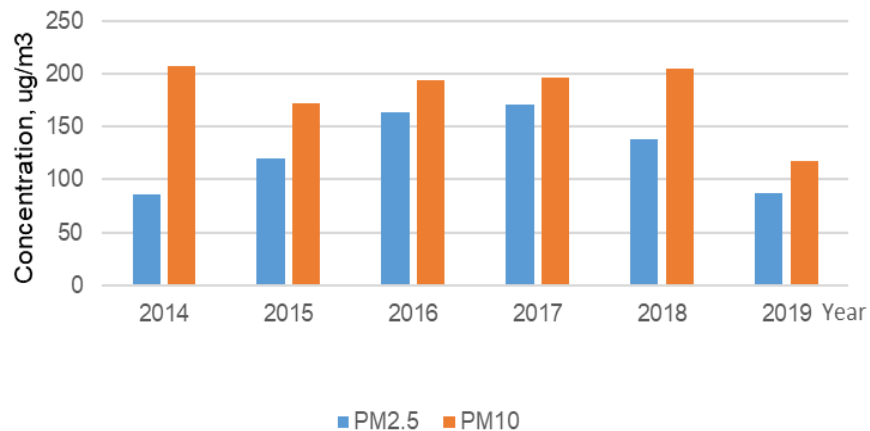
Yearly mean of PM2.5 and PM10 concentration



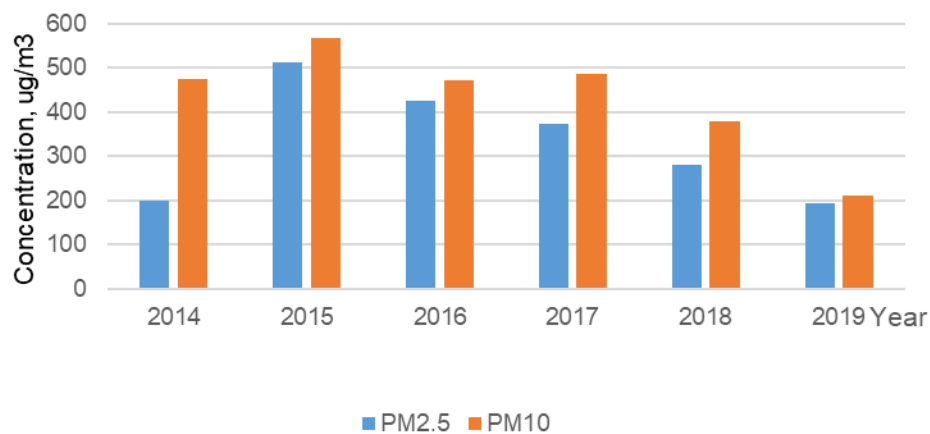
Yearly maximum of PM2.5 and PM10 concentration



Daily mean of PM2.5 and PM10 concentration



Daily maximum of PM2.5 and PM10 concentration



# Monthly mean PM2.5 and PM10 (source: www.agaar.mn)

Component	PM2.5, ug/m3			PM10, ug/m3		
	Winter 2018-2019	Winter 2019-2020	Reduction load, %	Winter 2018-2019	Winter 2019-2020	Reduction load, %
October	48	39	-19	127	127	0
November	108	61	-43	208	121	-42
December	182	113	-38	242	138	-43
January	195	104	-47	249	129	-48
February	120	68	-43	194	97	-50

Thank you